

Summer vacation holiday

Class- III. SUB- Maths

MATHEMATICS

WEEK - 1

- Write and learn table of 7, 8, 9, 10 and 11.
- Write number name from 101 to 200.
- Make a balance to measure weight.

WEEK - 2

- Write and learn table of 12, 13, 14 and 15.
- Observe different rupees note (10,20,50) and write the following details
 - 1) Number of languages
 - 2) Identify pictures and symbols given
- Practice and write five each 2-digit addition and 3- digit addition.

WEEK - 3




- Write and learn table of 16 and 17.
- Use different mathematical shapes (triangle, rectangle, square, oval, etc.) and make 2 different pictures and color it.
- Make any 5 patterns by drawing or collage.

WEEK - 4

- Write and learn table of 18 and 19.
- Write the numbers using skip counting by 3's starting from 39 to 150.
- Make a rangoli design using dots grid.

WEEK - 5

- Make 5 cards each of circle ,triangle and rectangle and write 1 on circle , 10 on triangle ,100 on rectangle.(using thick chart paper of size $\frac{1}{4}$ of A-4 sheet)



- Write and learn table of 20 and 21.

NOTE: Do all the Assignment in a neat and legible handwriting in the Homework notebook.

SUMMER VACTION

ENGLISH III

1. Practice cursive writing one page daily.
2. Make a butterfly with a cardboard. Decorate it .
3. Read one page from your text book daily.
4. Write few sentences about how did you spent your holidays.
5. Collect few pictures of birds and flowers and paste them.

Class-3rd Subject-Hindi

1. अपने आस-पास पाए जाने वाले वृक्षों और पक्षियों के नाम लिखें।
2. मेरा परिवार विषय पर दस वाक्य लिखें।
3. आप छुट्टियां बिताना कैसे बिताना पसंद करेंगे, विषय पर दस वाक्य लिखिए
4. अखबार पढ़िए और आपको इसमें से क्या अच्छा लगा, रोजाना एक अच्छी खबर लिखें।
5. COVID-19 से बचने के लिए हम क्या क्या उपाय कर सकते हैं। चित्र भी बनाएं।
6. रोजाना हिंदी का एक पेज पढ़ें।
7. अलग-अलग पेड़ों के पत्तों को अपनी कॉपी में चिपकाए और उनका नाम भी लिखें।